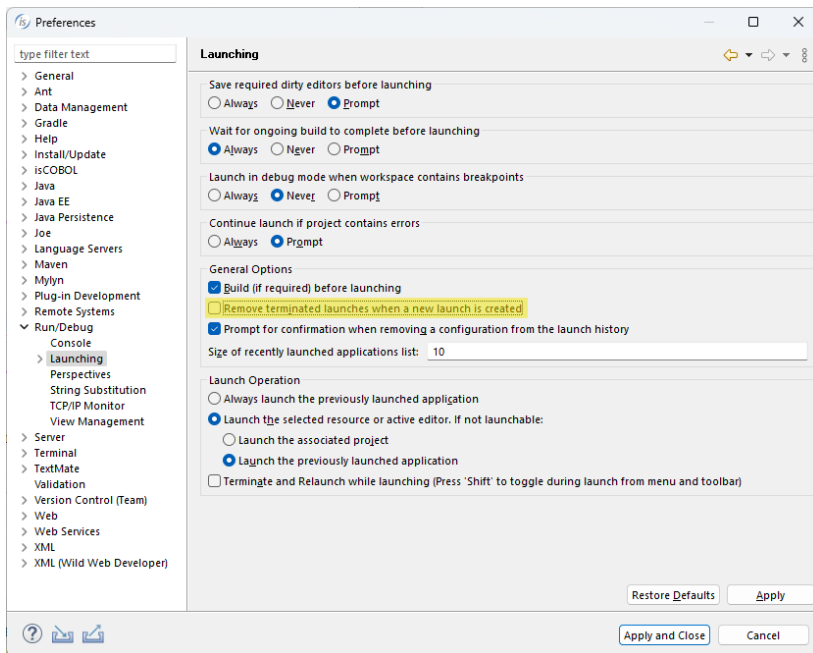


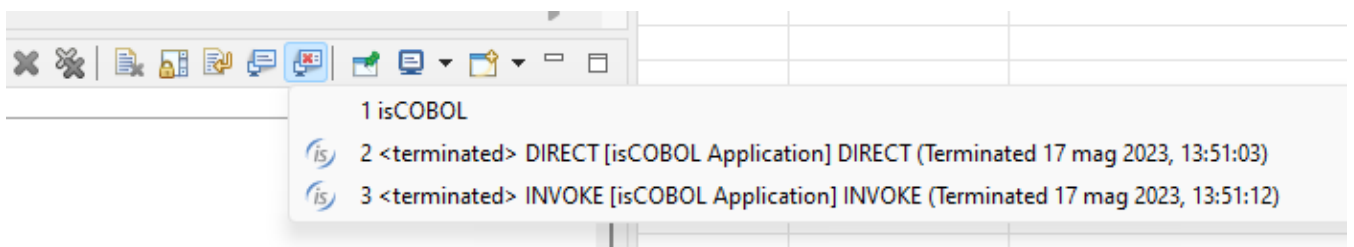
# How to view two different consoles in the IDE

When you want to view two different consoles in the IDE to compare the outputs of two launches, you can do the following:

In the Menu bar of the IDE go to "Windows > Preferences > Run/Debug > Launching"  
Then uncheck the option "Remove terminated launches when a new launch is created"



Then you can choose the console to view from the drop-down list on the Console tab:

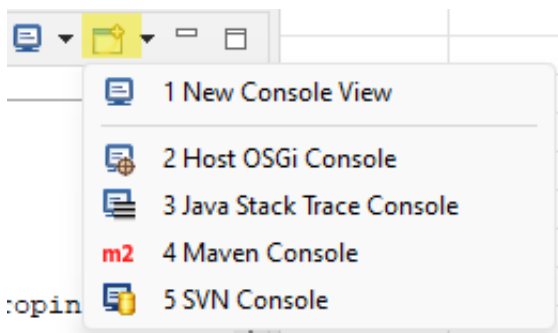


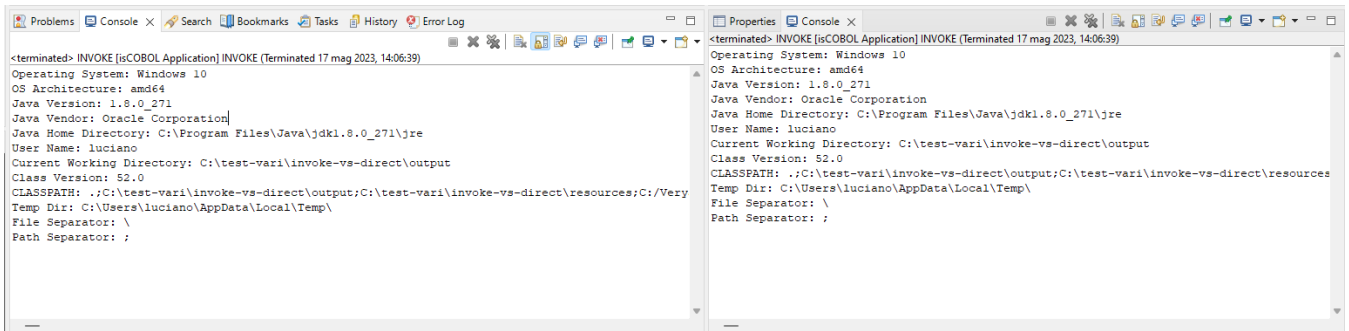
And see the content of each console

```
<terminated> DIRECT [isCOBOL Application] DIRECT (Terminated 17 mag 2023, 13:51:03)
Operating System: Windows 10
OS Architecture: amd64
Java Version: 1.8.0_271
Java Vendor: Oracle Corporation
Java Home Directory: C:\Program Files\Java\jdk1.8.0_271\jre\
User Name: luciano
Current Working Directory: C:\test-vari\invoke-vs-direct\output
Class Version: 52.0
CLASSPATH: .;C:\test-vari\invoke-vs-direct\output;C:\test-vari\invoke-vs-
Temp Dir: C:\Users\luciano\AppData\Local\Temp\
```

```
<terminated> INVOKE [isCOBOL Application] INVOKE (Terminated 17 mag 2023, 13:51:12)
Operating System: Windows 10
OS Architecture: amd64
Java Version: 1.8.0_271
Java Vendor: Oracle Corporation
Java Home Directory: C:\Program Files\Java\jdk1.8.0_271\jre
User Name: luciano
Current Working Directory: C:\test-vari\invoke-vs-direct\output
Class Version: 52.0
CLASSPATH: .;C:\test-vari\invoke-vs-direct\output;C:\test-vari\invoke-vs-
Temp Dir: C:\Users\luciano\AppData\Local\Temp\
```

You can also open a "New Console View" with the button next to the list to see both console windows so you can compare the outputs by having two console windows open at the same time.





Online URL: <https://support.veryant.com/support/phpkb/article.php?id=338>